

RIVKLE® Standard blind rivet nuts

Stainless steel | Extra thin head | Semi-hexagonal | Hexagonal | Open

Note: RIVKLE® produced in stainless steel for an optimal corrosion resistance | Thread according to ISO 6h (ISO 68-1)

Technical information can be found on the last page.



Diameter (d)	Article number	Drilling diameter d nominal size	B	E		L ₂	e		Length (l) nominal size	S
				nominal size	max.		min.	max.		
M 4	34398040629	6	7.00	0.5	–	6.0	3.0	4.2	11.7	S = 5.8 - e
M 5	34398050629	7	7.85	0.4	–	6.5	3.0	4.5	12.8	S = 6.5 - e
M 6	34348060055	9	10.20	–	0.45	8.7	3.0	5.5	16.5	S = 7.4 - e
	34398060624		9.70	0.3	–	9.7	0.5	3.0	14.3	S = 4.2 - e
	34398060637		9.70	–	0.30	9.7	0.5	3.0	14.3	S = 4.2 - e
M 8	34348080030	11	12.50	–	0.50	10.4	0.5	3.0	15.8	S = 4.7 - e
	34398080625		12.50	0.3	–	10.2	1.5	5.0	17.6	S = 7.0 - e
	34398080631		12.50	–	0.50	10.4	0.5	3.0	15.8	S = 4.7 - e

All technical data refer to the measure mm



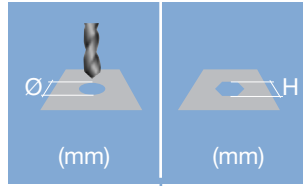


Head diameter
Overall length
Thread size



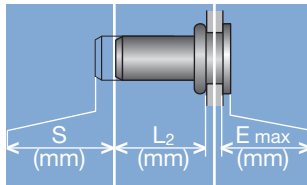
Grip range

Defines the range of total thickness of the customers part (even if it consists of more than one layer)



Hole geometry

If round → diameter
If hexagonal → width across flats



Head projection after setting

Variable according to the application (setting load, material substrate, etc.)

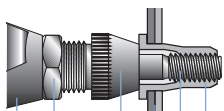
Blind side projection after installation

Defines the clearance needed on the blind side (cannot be used for quality control)


Setting stroke

Difference of total length before and after installation

RIVKLE® Nut



RIVKLE® Stud



- RIVKLE®
- Mandrel*
- Customers part
- Anvil*
- Counter nut
- Setting tool

in accordance to chosen RIVKLE®

All technical data refer to the measure mm

