

HELICOIL® Plus pneumatic installation tool

for fast processing of HELICOIL® Plus and Tangfree

P-S 412 pneumatic installation tool to easily and economically install HELICOIL® Plus and Tangfree thread inserts.

Size range:

M4 to M12 | UNC 8-32 to UNC 1/2"-13 | UNF 8-36 to UNF 1/2"-20

Note:

Installation mandrels are not included in the delivery scope. They must be ordered separately for the specific sizes (HELICOIL® Plus or Tangfree installation mandrels with depth stop).

Properties:

- Idle speed: 1,500 rpm at 6.3 bar (adjustable through air pressure)
- Air consumption: 5.5 l/s at 6.3 bar
- Torque ranges between 1.2 Nm and 4.5 Nm
- Continuously adjustable shut-off clutch
- 1/4" hexagon socket with radial bearing
- Weight: 0.8 kg

Alternative device:

P-S 1216: for larger sizes

Technical information can be found on the last page.



Diameter (d)	Article number	Weight g
M4 - M12 ; UNC 8-32 - UNC 1/2"-13 ; UNF 8-36 - UNF 1/2"-20	41602700010	800

All technical data refer to the measure mm

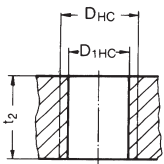


HELICOIL® Plus thread inserts

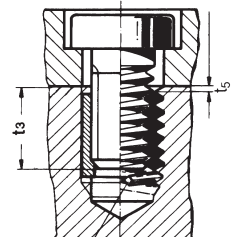
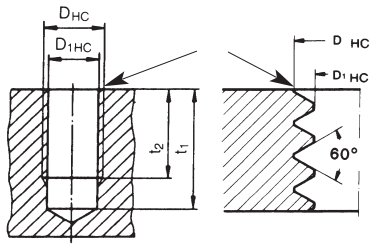
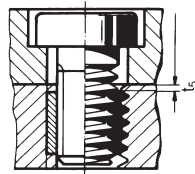


W and d_1 are the control values for thread inserts (Free Running and Screwlock) before they have been installed. The length can only be measured for installed thread inserts.

Holding thread



Assembly



tang not broken off

Prior to tapping, counter-bore 90° and deburr.
Outside diameter of countersink = $D_{HC} + 0.1 \text{ mm}$.

- d = Nominal thread diameter
- P = Thread pitch
- d_1 = Outside diameter of thread insert prior to installation
- W = Number of threads prior to installation
- D_{HC} = Outside diameter of the parent thread
- D_{1HC} = Crest diameter
- B = Suitable twist drill diameter. Please note: D_{1HC} is critical for selecting the correct twist drill diameter.
- t_1 = Minimum depth of tapped hole according to DIN 76 – Part 1 (guide value)
- t_2 = The nominal length of the thread insert corresponds to the minimum length of the full parent thread for blind holes or the minimum plate thickness for a through hole.
- t_3 = Maximum screw-in depth when the tang is not removed
- t_5 = Distance of the thread insert from the joint face = 0.25 to 0.5 P, if t_2 corresponds to the above-mentioned minimum value

When you use HELICOIL® Plus thread inserts for volume production, we recommend to add at least $1 \times P$ to values t_1 and t_2 .

All technical data refer to the measure mm

